



# 1-1/2" DRIVE IMPACT ATTACHMENTS



## IMPACT ADAPTORS

PART NUMBER	DESCRIPTION	RET RING	LENGTH
84900	1-1/2" F x 1" M	84575	4-5/16"
84901	1-1/2" F x 2-1/2" M	84575	4-3/8"

Meets or exceeds ASME B107.110. Guarantee does not apply.



## IMPACT UNIVERSAL

PART NUMBER	DIAMETER	RET RING	LENGTH
84800	3-5/8"	84575	6-3/8"

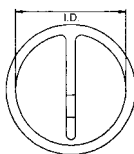
Meets or exceeds ASME B107.110.



## IMPACT EXTENSIONS

PART NUMBER	DIAMETER	RET RING
84908	8"	84575
84912	12"	84575
84915	15"	84575

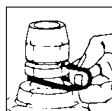
Meets or exceeds ASME B107.110.



## 1-1/2" DRIVE RET RING® ONE-PIECE SOCKET RETAINERS

PART NUMBER	I.D.	PART NUMBER	I.D.
84575	2-7/8"	84577	3-7/8"
84576	3-3/8"	84578	4-3/8"

### REFERENCE DIAGRAMS



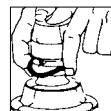
Place Socket Retainer over square driver. Place Socket on square driver aligning retention holes. Hold center pin of Retainer between thumb and index finger, and insert it through retention holes

STEP I



Push center pin of Socket Retainer all the way in.

STEP II



Pull O-ring of Socket Retainer up into groove on Socket.

STEP III



**WARNING: WEAR SAFETY GOGGLES USER AND BYSTANDER**



**WARNING: TOOL SAFETY INFO READ PAGES 376-379**



**WARNING: COMFORT OR PLASTIC GRIPS DO NOT PROTECT AGAINST ELECTRIC SHOCK**



**WARNING: ALWAYS USE A RET RING® WHEN WORKING WITH IMPACT PRODUCTS**

**WRIGHT**

1-1/2" DRIVE SOCKETS & ATTACHMENTS

WRIGHTTOOL.COM